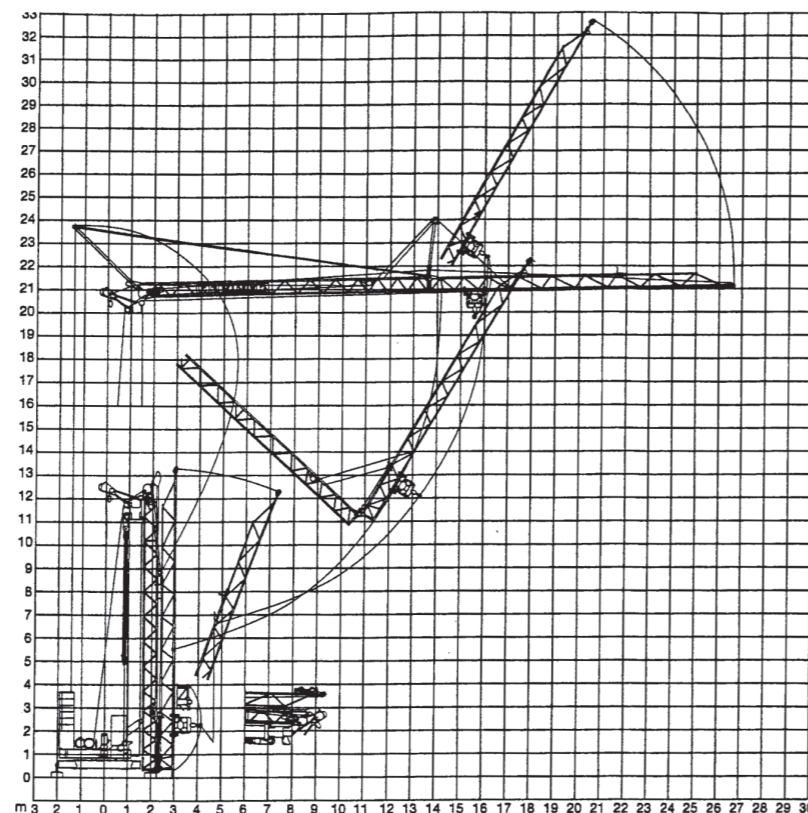


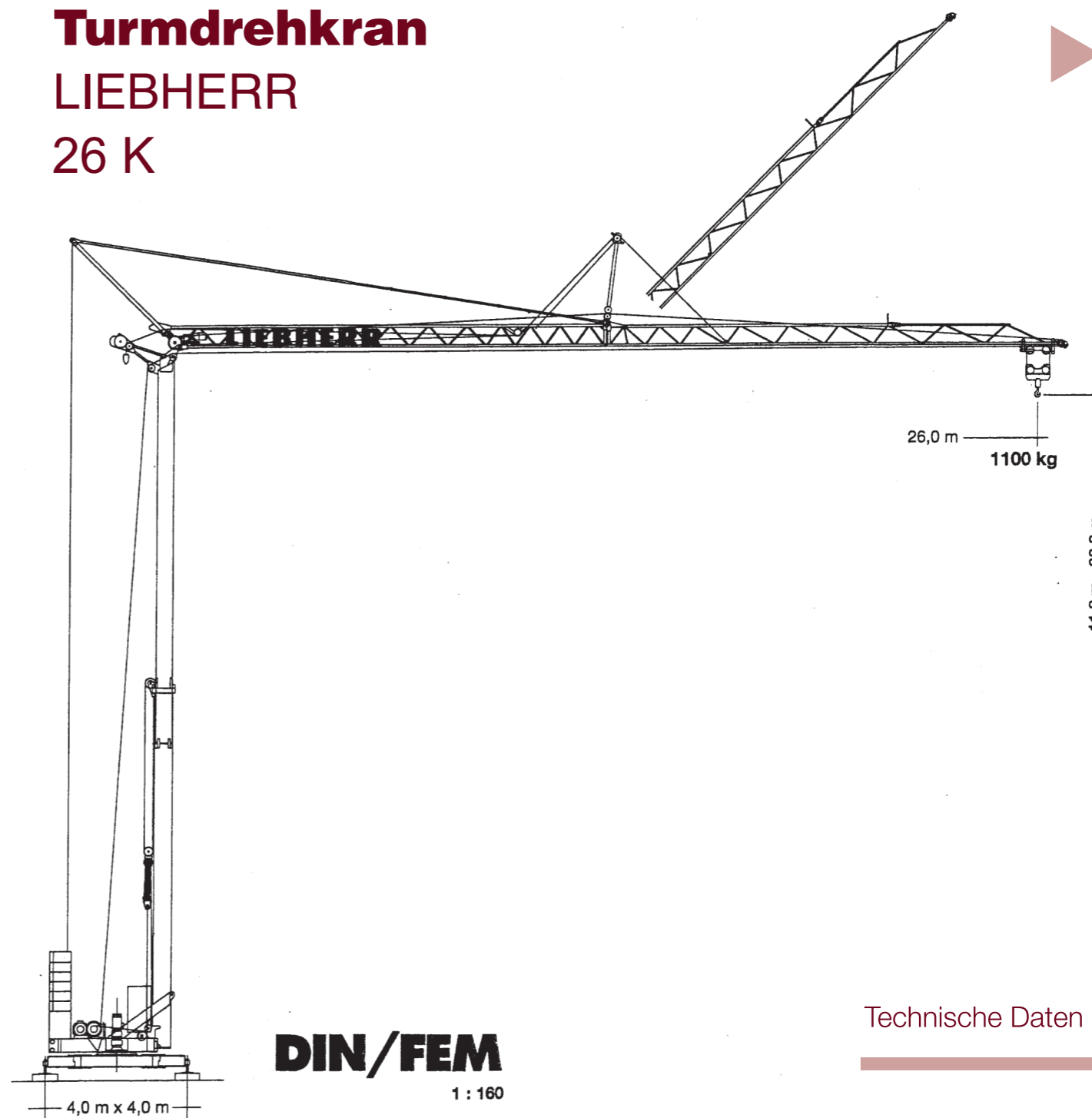
Aufstellvorgang



Kolli-Liste

Anz.	Qty.	Ota.	Qta.	Cant.	Cant.	L (m)	B (m)	H (m)	kg
1						3,00	1,13	0,97	660
1						1,90	2,50	1,05	1150
1						1,00	0,80	1,00	450

Turmdrehkran LIEBHERR 26 K



DIN/FEM
1 : 160

Technische Daten

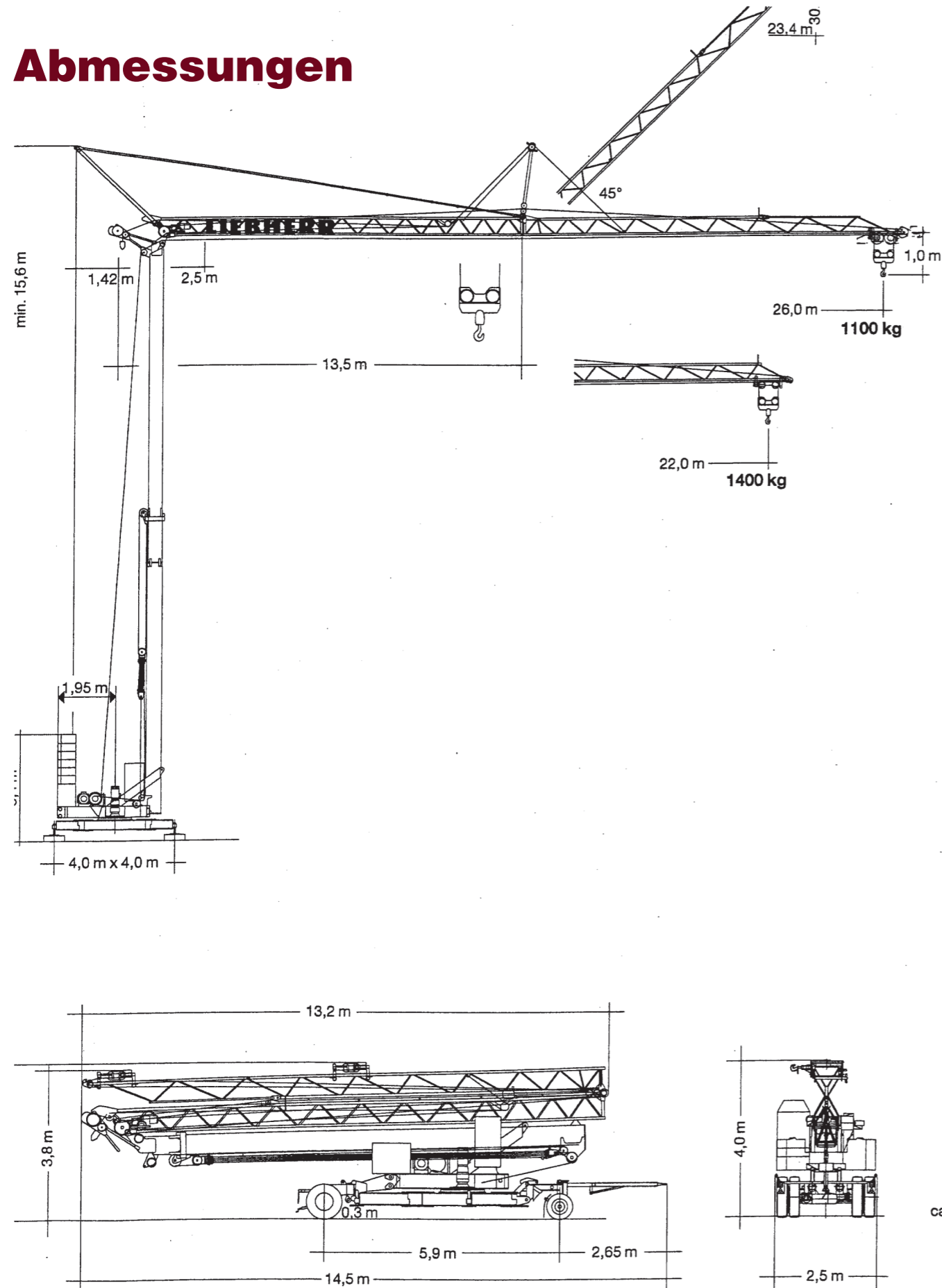
S Service
A am
B Bau
Ihr Miet-partner am Bau
GmbH

P - 4028 H1 B3 DIN 15018 / FEM (Section 1) Krangruppe A3 und OENORM T3 • 01.99 / 6


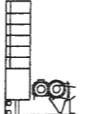
S Service
A am
B Bau
Ihr Miet-partner am Bau
GmbH

Schalung - Kranarbeiten - Baugeräte - Hochbaukrane
Gewerbegebiet „Altebach“ - 53783 Eitorf
Tel. 0 22 43 / 84 07 22 - www.sab-eitorf.de - info@sab-eitorf.de

Abmessungen



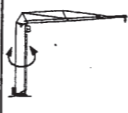
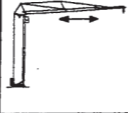

Gewicht

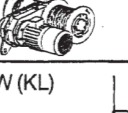
Zentralballast / Central ballast Lest de base / Zavorra centrale Lastro central / Lastre central	1080 kg		10000 kg
	r = 1,95 m	13000 kg	

Ausladung und Tragfähigkeit

m	m/kg	m/kg															
		11,0	12,0	13,0	14,0	15,0	16,0	17,0	18,0	19,0	20,0	21,0	22,0	23,0	24,0	25,0	26,0
26,0	2,5-12,4 2500	2500	2500	2370	2160	1985	1830	1700	1585	1480	1390	1310	1235	1170	1110	1100	1100
22,0	2,5-12,9 2500	2500	2500	2480	2270	2080	1925	1790	1670	1560	1460	1400	1400				

Geschwindigkeiten

	U/min 0-0,8 sl./min tr./min	1,5 kW, EDC
	19,0 / 33,0 m/min	0,7 / 1,2 kW
	0-45° ca. 38 sec.	2,2 kW

	Stufe / Step / Cran. Marcia / Velocidad Velocidade		kg	m/min
11,0 kW (KL)	1		2500	5,0
	2		2500	20,0
	3		1300	40,0
11,0 kW (FU)	1		2500	5,0
	2		2500	20,0
	3		1800	30,0
	4		1300	40,0

BGL:  2105-0028


ca. 16200 kg

	400 V	Hz	kVA
28,0 m	4 x 6 mm ² (KL) 4 x 6 mm ² (FU)	50	21,0 (KL) 17,0 (FU)